


21-24 April 2026



Who was here in 2026?

The statistics are based on a survey among visitors and exhibitors at Nordbygg on 21–24 April 2026. The external research company Fairlink conducted a total of 2,433 interviews. The data also includes statistics from Nordbygg's visitor registration.

Do you have any questions or would you like to book your stand for 2028? Contact us at sales@nordbygg.se

31,000

visitors

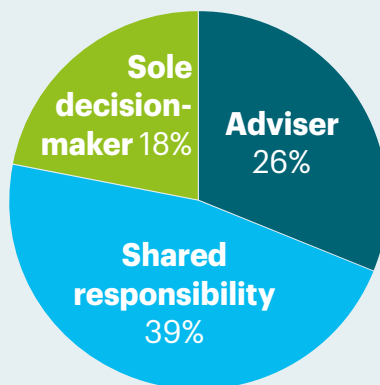
plus 4,000 exhibitor participants

29%
first-time visitors

16%
women

870
exhibitors

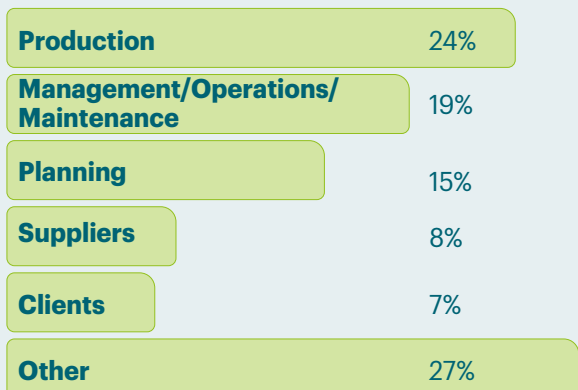
Purchasing influence



8%
Upper Management



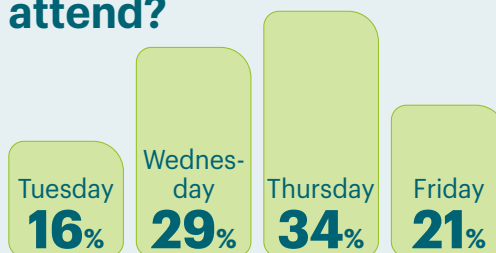
Industries



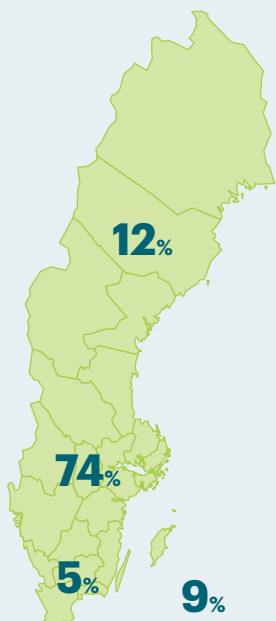
Top 6 - What did visitors do at Nordbygg?

- Met and spoke with industry colleagues
- Visited all three halls
- Made new business contacts
- Discussed specific projects with exhibitors
- Attended seminars and lectures
- Requested quotes from exhibitors

Which day did visitors attend?



Where did visitors come from?



Northern Sweden 12%
 Central Sweden 74%
 Southern Sweden 5%
 International 9%

We had visitors from **49 countries** at Nordbygg 2026. The countries with the highest number of visitors were Finland, Norway, Poland, Denmark, Germany and Estonia.

Will you visit Nordbygg in 2028?

72%

of visitors answered "Definitely" or "Probably visit".

Were your objectives met?

76%

of visitors answered "Yes" or "Yes, absolutely".